


If you have a Chromecast connected to the same network as your computer, the player on YouTube will show a cast button so you can easily cast the video to your TV. YouTube on the web, and the YouTube apps connect very intelligently with Chromecast and they go so far as to allow you to queue up videos to watch. Once you've cast one video to your TV, you are free to browse YouTube and queue more videos that you find interesting to play. Here's how.

YouTube For Web

Open a video on YouTube, and click the cast button to cast it to your TV. Wait a few seconds and the player will reload.



Once the video player has reloaded, you will see it a list much like the playlists you see on YouTube.



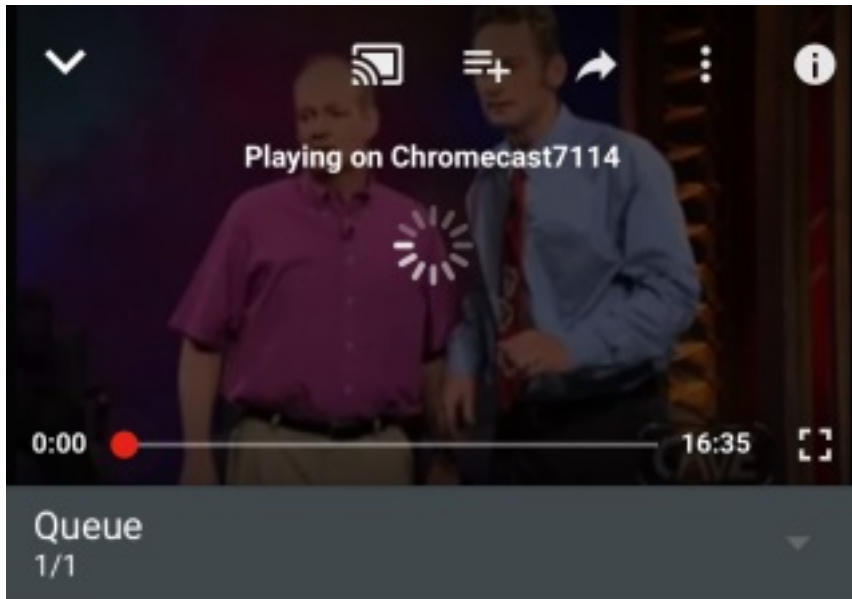
You're free to navigate to any other video and when you click to play it, you will be asked to play it right away (all YouTube videos will be played over the Chromecast once you've got one playing already) or queue it up.

Play or Queue on Chromecast7114



YouTube Apps

Open a video in the YouTube app and cast it to your TV. In the app, browse to a different video and tap to play it. A menu, much like the one you get on the web version of YouTube, will ask you if you want to play the video right away or queue it to play after the current one.



Colin's Scottish Accent

207,814 views

1K 15



Dude0In0Blue

67 subscribers

[Subscribe](#)



I'm Colin! I'm Brad!

podhead1086
698K views

3:49



Whose line is it anyway top best 2 lines

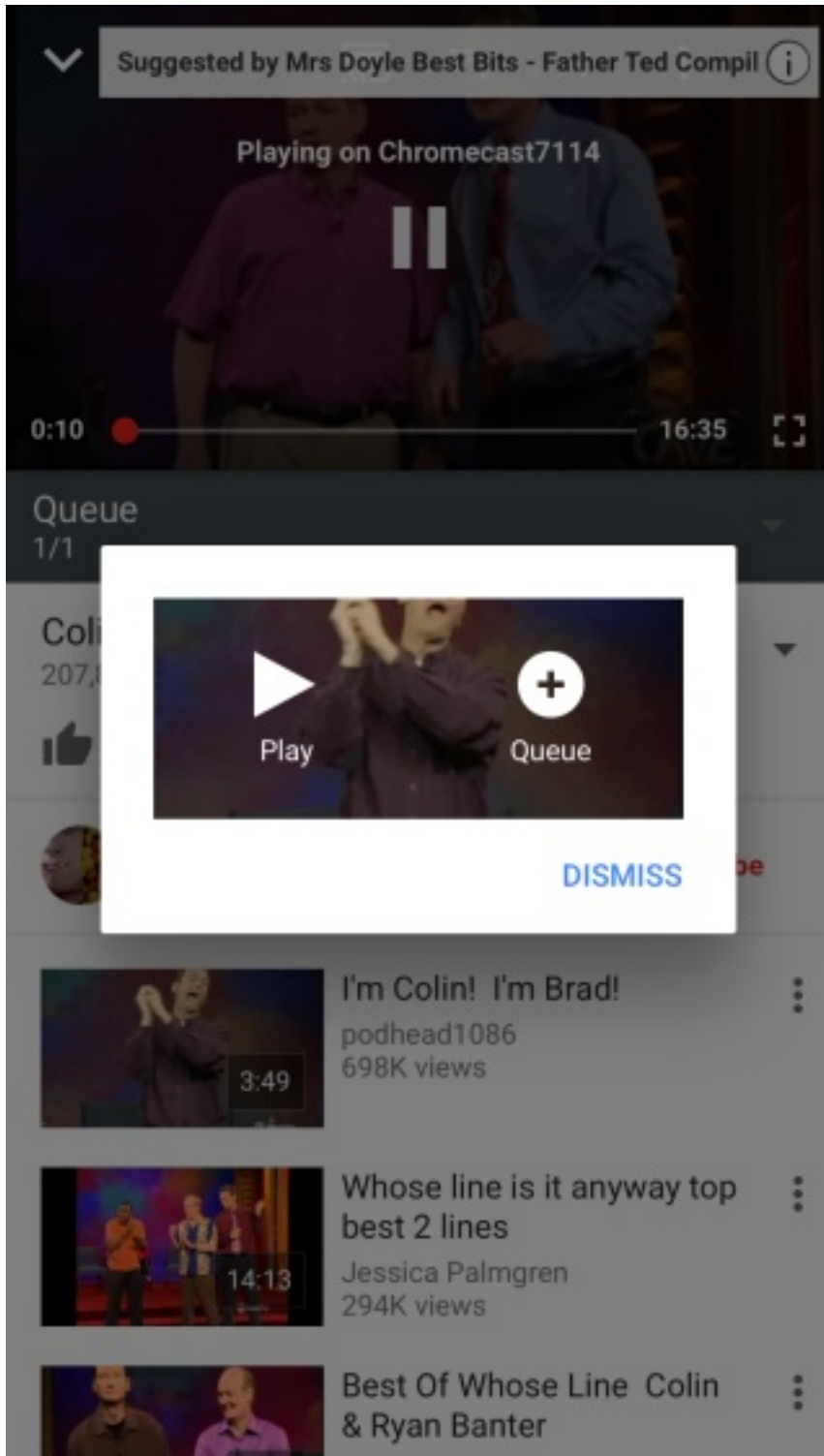
Jessica Palmgren
294K views

14:13



Best Of Whose Line Colin & Ryan Banter

A. J. Carroll



[How To Queue YouTube Videos To Play On Chromecast](#) - Get the Why you chose to Addi